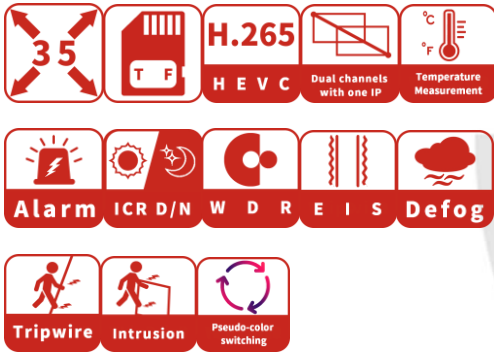


Bi-Spectrums Camera Module

VS-SCZ2035N-RV6-25



Visible Module:

- 1/2.8" high sensitivity Back-illuminated image sensor, Ultra HD quality.
- 35 × optical zoom, 16mm-210mm, Fast and accurate autofocus.
- Max. Resolution: 1920*1080@25/30fps.
- Supports IC switching for true day/night surveillance.
- Supports Electronic-Defog, HLC, BLC, WDR, Suitable for a wide range of applications.

LWIR Module:

- 640*512 12 μm Uncooled Vox, 19mm Athermalized lens.
- Support Various pseudo-colour adjustments, image detail enhancement system functions.

Integrated Features

- Network output, the thermal and visible camera have the same web interface and have analytics.
- Supports ONVIF, Compatible with VMS and network devices from leading manufacturers.

System Features:

- Single IP, dual channel, simple architecture, high reliability
- -40~60 degrees ultra-wide operating temperature range
- Supports 3D positioning
- Support area intrusion detection, boundary crossing detection and other intelligent functions.
- Multi-preset position, high preset position accuracy, multi-orbit cruise

Specification

Visible Module		
Sensor	Type	1/2" Sony Exmor CMOS, 2.16 M pixels
	Effective Pixels	2.16 M pixels
Lens	Focal Length	6 ~ 210mm
	Optical Zoom	35x
	Aperture	FNo : 1.5 ~ 4.8
	HFOV	61.9° ~ 1.9°
	VFOV	37.2° ~ 1.1°
	DFOV	69.0° ~ 2.2°
	Close Focus Distance	0.1m ~ 1.5m (Wide ~ Tele)
	Zoom Speed	3.5 Sec (Optics, Wide ~ Tele)
Shutter Speed		1 / 3 ~ 1 / 30000 Sec
Noise Reduction		2D / 3D
Image Settings		Saturation, Brightness, Contrast, Sharpness, Gamma, etc.
Flip		Support
Exposure Model		Auto/Manual/Aperture/Priority/Shutter Priority/Gain Priority
Exposure Comp		Support
WDR		Support
BLC		Support
HLC		Support
S/N Ratio		≥ 55dB (AGC Off, Weight ON)
AGC		Support
White Balance		Auto/Manual/Indoor/Outdoor/ATW/Sodium Lamp/Natural/Street Lamp/One Push
Day/Night		Auto (ICR)/Manual (Color, B/W)
Digital Zoom		16×
Focus Model		Auto/Manual/Semi-Auto
Electronic-Defog		Support
Electronic Image Stabilization		Support
LWIR Module		
Detector		Vox Uncooled Microbolometer, 640*512
Pixel Pitch		12 μm
Array Size		640*512
Spectral Response		8~14 μm
NETD		≤50mK
Lens		19mm Athermalized
HFOV		17.46°
VFOV		14.01°
Pseudo-colour		Support white heat, black heat, fusion, rainbow, ect. 11kinds of pseudo-colour adjustable
Digital zoom		4X

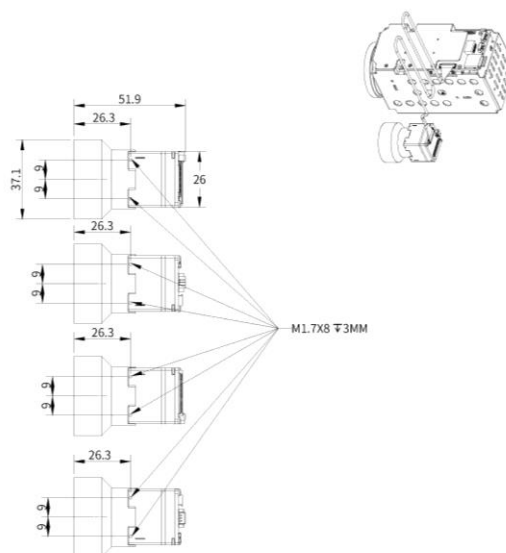
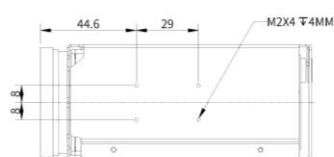
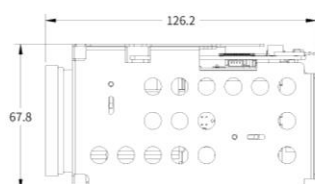
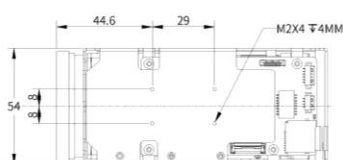
Video & Audio Network

Video Compression	H.265/H.264/H.264H/MJPEG
Resolution	Channel1 : Visible Main Stream: 1080P@25/30fps; Channel 2 : LWIR Main Stream : 704*576@25fps
Video Bit Rate	32kbps ~ 16Mbps
Audio Compression	AAC / MP2L2
Network Protocols	ONVIF, HTTP, RTSP, RTP, TCP, UDP
General Events	Motion Detection, Tamper Detection, Scene Changing, Audio Detection, Network, Illegal Access
IVS	Tripwire, Intrusion, Loitering, etc.

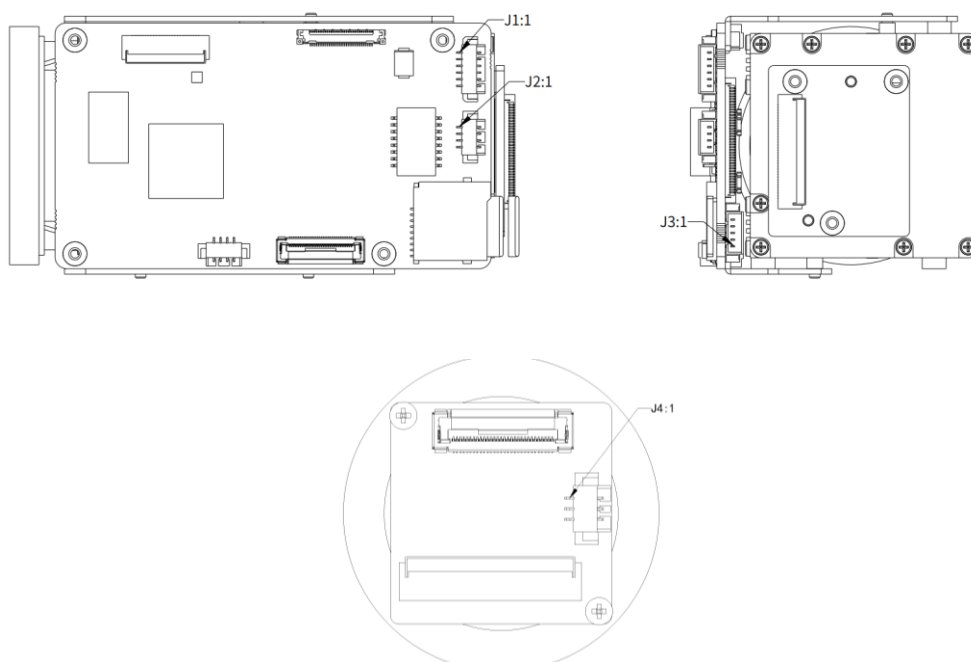
General

Video output	Network
Audio IN/OUT	1-Ch In, 1 -Ch Out
Memory card	TF card, up to 1Tb
External Control	2x TTL3.3V, Compatible with VISICA and PELCO protocol
Power	DC +9 ~ +12V
Power Consumption	Static : 4.5W, Max : 8W
Operating Conditions	-30° C~+60° C、20 % to 80 % RH
Storage Conditions	-40° C~+70° C、20 % to 95 % RH
Dimensions (Length* Width*Height: mm)	Visible : 94.89*49.6*54.15 Thermal : 51.28*26*Φ37.1
Weight	Visible: 300g thermal : 67g

Dimensions (mm)



Interface



Pin Assignment



NOTE

The thermal imaging power supply needs to be supplied separately via the J4 connector.

Type	Sequence	PIN Name	Instruction
J1_4PIN Network Interface	1	ETHRX -	Adaptive network port, physical receiving signal (-differential)
	2	ETHRX +	Adaptive network port, physical receiving signal (+differential)
	3	ETHTX -	Adaptive network port, physical receiving signal (-differential)
	4	ETHTX +	Adaptive network port, physical receiving signal (+differential)
J2_6PIN Power serial port	1	DC_IN	DC power input port, required:DC +9 ~ +12V
	2	GND	Power GND
	3	RXD1	TTL level(3.3V),Camera serial port receives signal,Using the Pelco protocol
	4	TXD1	TTL level(3.3V),Camera serial port sends signal,Using the Pelco protocol
	5	RXD0	TTL level(3.3V),Camera serial port receives signal,Using the Visca protocol
	6	TXD0	TTL level(3.3V),Camera serial port sends signal,Using the Visca protocol
J3_5PIN Audio port	1	AUDIO_OUT	Audio output signal, support LINE OUT output mode
	2	GND	GND
	3	AUDIO_IN	Audio input signal, support LINE IN output mode
	4	GND	GND
	5	NC	NC
J4_2PIN Power supply	1	GND	Power GND
	2	DC_IN	DC power input port, required:DC +9 ~ +12V